

PHYSICS
(PRACTICAL)

Nov. 2018 - 2½ hours

Name Index Number

Candidate's Signature Date

Instructions to candidates



- (a) Write your name and index number in the spaces provided above.
- (b) Sign and write the date of examination in the spaces provided above.
- (c) Answer **all** the questions in the spaces provided in the question paper.
- (d) You are supposed to spend the first **15 minutes** of the **2½ hours** allowed for this paper reading the whole paper carefully before commencing your work.
- (e) Marks are given for a clear record of the observations actually made, their suitability, accuracy and the use made of them.
- (f) Candidates are advised to record their observations as soon as they are made.
- (g) **Non-programmable** silent electronic calculators may be used.
- (h) **This paper consists of 9 printed pages.**
- (i) **Candidates should check the question paper to ascertain that all the pages are printed as indicated and that no questions are missing.**
- (j) **Candidates should answer the questions in English.**

For Examiner's Use Only

Question 1	a	b	c	d	g	h	i	j
Maximum Score	1	1	1	4	4	4	3	2
Candidate's Score								

Total

Question 2	a	b	c	d	h	i
Maximum Score	1	3	6	2	6	2
Candidate's Score						

Total

Grand Total

AU54



Question 1**PDF Compressor Free Version**

You are provided with the following:

- Some water in a container
- A 10 ml measuring cylinder
- A piece of a glass rod
- A 10 g mass
- 5 paper clips
- A half metre rule
- A metre rule
- Two stands, two bosses and two clamps
- Three pieces of sewing thread

Proceed as follows:

628

- (a) Pour 6 ml of the water into the measuring cylinder. Lower the glass rod into the water and determine the volume V of the glass rod.

$$V = \dots\dots\dots \text{cm}^3 \quad (1 \text{ mark})$$

Remove the glass rod from water.

- (b) Using a stand and a piece of string, suspend the half metre rule at its centre of gravity C so that it balances horizontally with the scale facing you.

Using a second stand, clamp a metre rule vertically near one end of the half metre rule to note the height at which the half metre rule is horizontal.

Maintain this height throughout the experiment

Record the centimetre mark of the centre of gravity C .

$$C = \dots\dots\dots \text{cm} \quad (1 \text{ mark})$$

A054

- (c) Using the string, suspend the 10 g mass on the half metre rule at a distance $d = 2 \text{ cm}$ from C . **The distance $d = 2 \text{ cm}$ should be maintained throughout the experiment.**

Balance the half metre rule by suspending the glass rod using a string at a distance X from C .

Record the value of X

$$X = \dots\dots\dots \text{cm} \quad (1 \text{ mark})$$



(d) Using the results in part (a) and (c) determine the;
PDF Compressor Free Version

(i) mass of the glass rod, (2 marks)

.....

.....

.....

.....

(ii) density of the glass rod. (2 marks)

.....

.....

.....

(e) Remove the glass rod. Push the half metre rule through one paper clip and adjust the position of the clip to a point P where the half metre rule balances horizontally. See **Figure 1**.

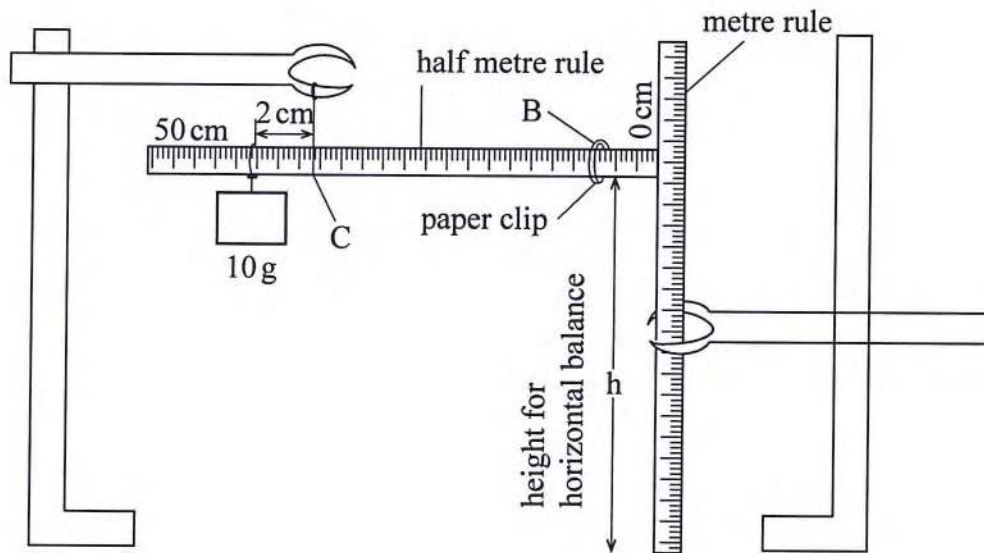


Figure 1

(f) Record the centimetre mark for point P in **Table 1**.

020

AU54


ELC/2018

- (g) Repeat part (f) for the other number of clips shown in **Table 1** and complete (*the clips* **PDF Compressor Free Version** *connecting them as a chain of the required number*) (4 marks)

Table 1

Number of clips N	1	2	3	4	5	6
cm mark of P(cm)						
distance L (from c to p)						
$\frac{1}{L}$ (cm ⁻¹)						

- (h) Plot a graph of $\frac{1}{L}$ (y axis) against the number of clips N. (4 marks)



- (i) Determine the slope S of the graph. (3 marks)
PDF Compressor Free Version

.....
.....
.....
.....

- (j) Determine K given that: $\frac{1}{L} = 0.05 \text{ KN}$ (2 marks)

.....
.....
.....
.....

020

A054

100000

QUESTION 2**PDF Compressor Free Version**

You are provided with the following:

- (i) A voltmeter
- (ii) A resistor labelled 10Ω
- (iii) A resistance wire mounted on a half metre rule labelled X
- (iv) Two cells in a cell holder
- (v) A switch
- (vi) Eight connecting wires
- (vii) A micrometer screw gauge
- (viii) A resistor labelled $10K\Omega$
- (ix) A galvanometer
- (x) A beaker containing a liquid labelled L
- (xi) Two copper plates
- (xii) A resistance wire labelled AB and mounted on a millimetre scale
- (xiii) A jockey
- (xiv) A vernier calliper

628

Proceed as follows:

PART A

- (a) Measure and record the diameter d of the resistance wire x

(1 mark)

$$d = \dots\dots\dots \text{ mm}$$

$$= \dots\dots\dots \text{ m}$$

- (b) Set up the circuit as shown in **Figure 2**.

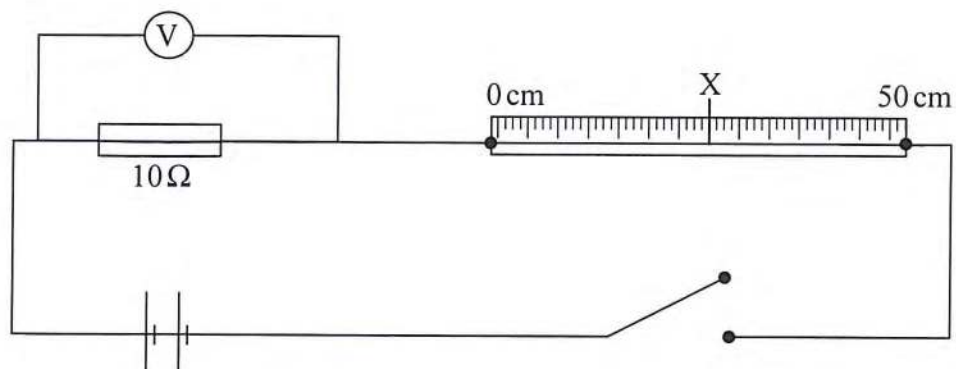


Figure 2

A054



(i) Close the switch and record the potential difference V_1 across the 10Ω resistor.
PDF Compressor Free Version

$V_1 = \dots\dots\dots$ (1 mark)

(ii) Open the switch. Determine the current I flowing in the circuit. (2 marks)

.....
.....
.....

(c) (i) Now connect the voltmeter across wire X. Close the switch and record the potential difference V_2 across wire X.

$V_2 = \dots\dots\dots$ (1 mark)

(ii) Determine the resistance R of wire X. (2 marks)

.....
.....
.....

(iii) Determine K the resistance per metre of wire X. (1 mark)

.....
.....

(iv) Determine Q given that $Q = \frac{\pi K d^2}{4}$ (where d is in metres). (2 marks)

.....
.....
.....

628

A054



PART B
PDF Compressor Free Version

- (d) (i) Using the vernier callipers measure and record the width W of one of the copper plates
- $W = \dots\dots\dots$ cm (1 mark)
- (ii) Determine the area A of a 5 cm length of the copper plate
- $A = \dots\dots\dots$ cm² (1 mark)
- (e) Using stands and clamps, hold the copper plates in the beaker such that both plates:
- (i) reach the bottom of the beaker;
 - (ii) are parallel, vertical and facing each other;
 - (iii) are separated from each other by a distance S .
- (f) Connect the copper plates to the circuit as shown in **Figure 3**.

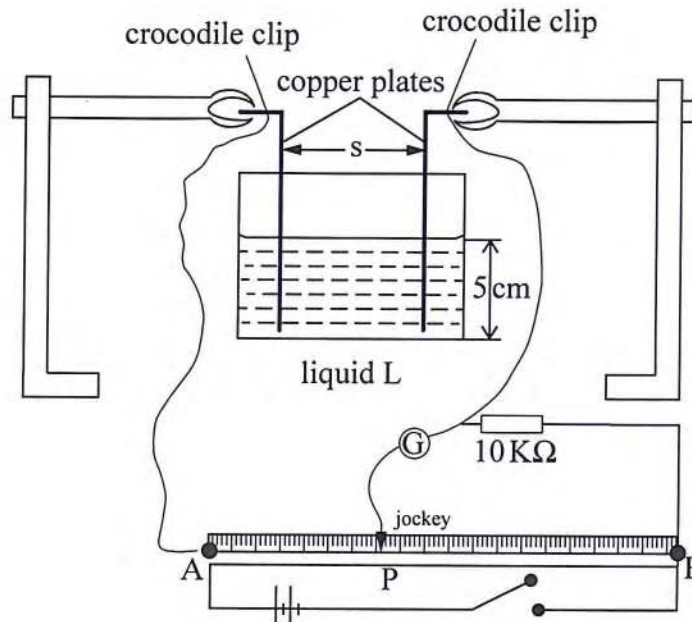


Figure 3

- (g) Set the separation distance between the copper plates S to 3 cm. Using the jockey tap wire AB at various points to obtain a point P at which the galvanometer does not show any deflection. Record the balance length L (from A to P) in **Table 2**.

628

A054



- (h) Repeat part (g) for other values of **S** shown in **Table 2** and complete the table. (6 marks)

PDF Compressor Free Version

Table 2

Plate separation distance S (cm)	3	4	5
Balance length L (cm)			
Resistance $R = \frac{(10 \times 10^3)L}{(100 - L)}$			
Resistance per unit length $K = \frac{R}{S}$			
constant $Z = A.K.$			

- (i) Determine the average value of **Z**. (2 marks)

.....

.....

.....

THIS IS THE LAST PRINTED PAGE.



628

BLANK PAGE

A054

